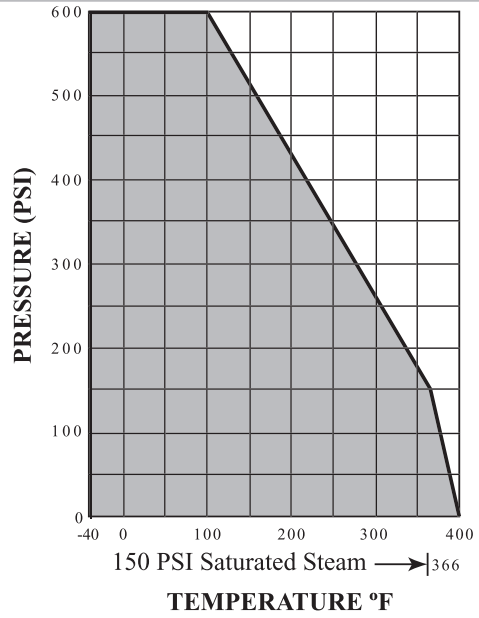
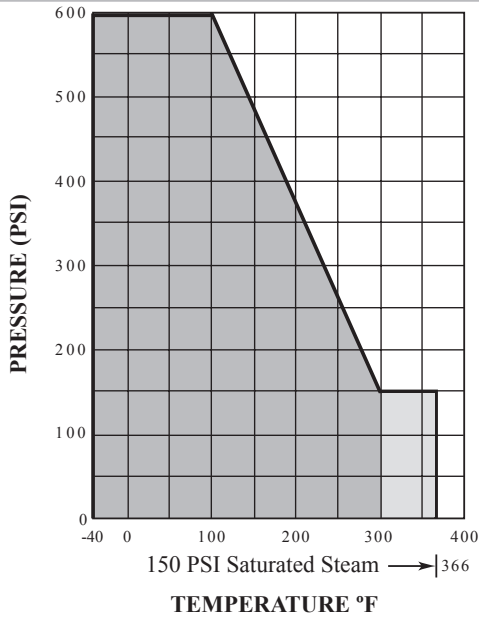


PRESSURE/TEMPERATURE CHART BRASS/BRONZE BALL VALVES

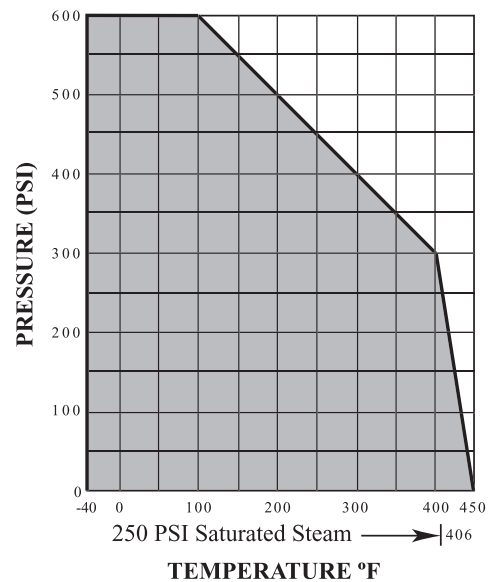
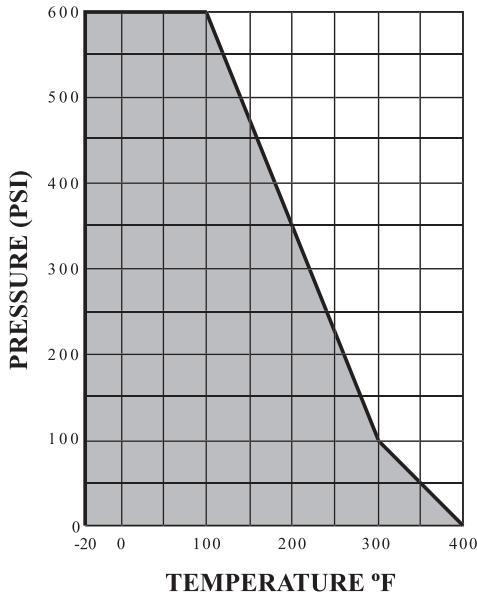


CODE #	WATER, OIL, GAS 600 PSI	MAX. TEMP. 250 PSI	SATURATED STEAM
58/59, 58/59W	-40 ~ 100°F	300°F	366°F
58/59N, 58/59NW	-40 ~ 100°F	300°F	366°F
68AM	-40 ~ 100°F	300°F	-

CODE #	WATER, OIL, GAS 600 PSI	MAX. TEMP. 150 PSI	SATURATED STEAM
51	-40 ~ 100°F	300°F	366°F
62/63	-40 ~ 100°F	300°F	366°F
68/69	-40 ~ 100°F	300°F	366°F
68C/69C	-40 ~ 100°F	300°F	366°F
68M	-40 ~ 100°F	300°F	366°F
68P	-40 ~ 100°F	300°F	366°F
68/69O	-40 ~ 100°F	300°F	366°F
68/69AD	-40 ~ 100°F	375 PSI/200°F	-
68AB	-	375 PSI/100°F	-
68/69U	0 ~ 100°F	200 PSI/200°F	-
68S	0 ~ 100°F	200 PSI/200°F	-

***ADVISORY NOTE:**

Please be advised that applications in the lightly shaded zone will reduce the service life of the valve.



CODE #	WATER, OIL, GAS 600 PSI	MAX. TEMP. 100 PSI	SATURATED STEAM
56/57	-20 ~ 100°F	300°F	-
54/55	-20 ~ 100°F	300°F	-
54P/55P	-20 ~ 100°F	300°F	-

CODE #	WATER, OIL, GAS 600 PSI	MAX. TEMP. 300 PSI	SATURATED STEAM
62M	-40 ~ 100°F	400°F	406°F
68PM	-40 ~ 100°F	400°F	406°F