

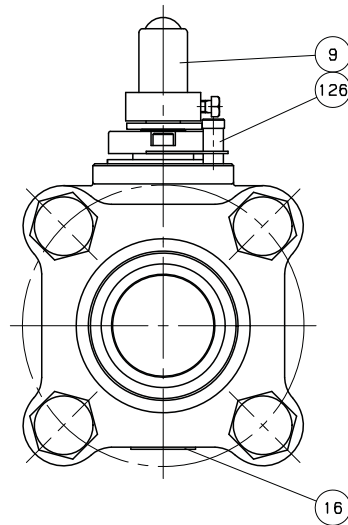
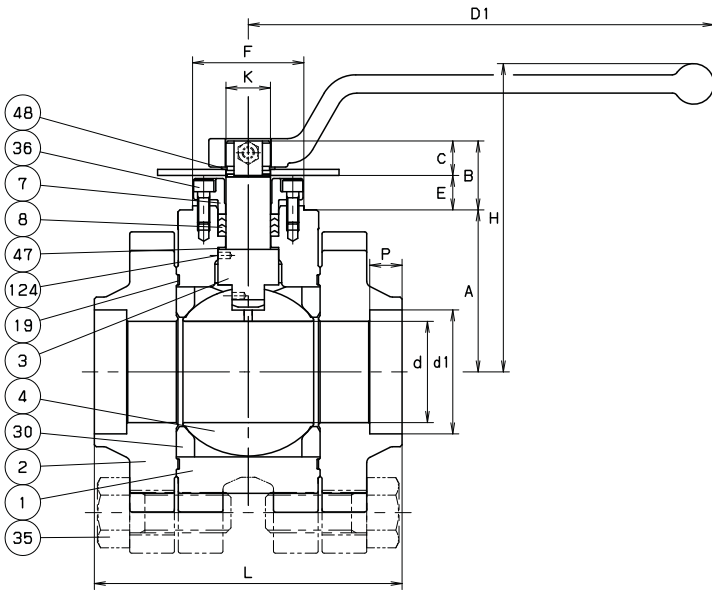
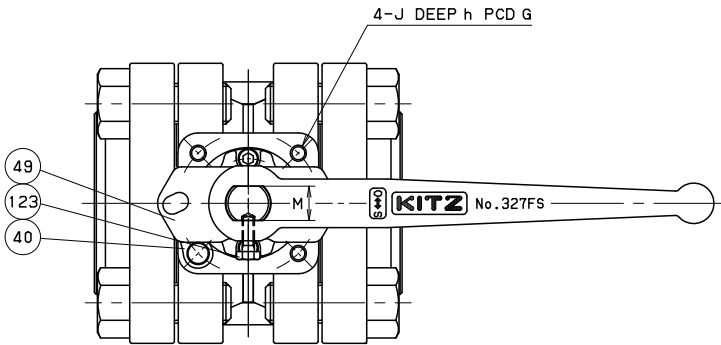
AWU3TFZM CODE NO. 327FS

MATERIAL LIST

No.	Name of Parts	Materials
1	BODY	A351 Gr. CF8M
2	CAP	A351 Gr. CF8M
3	STEM	A276 TYPE316
4	BALL	A351 Gr. CF8M
7	GLAND	A351 Gr. CF8
8	GLAND PACKING	PTFE
9	HANDLE	DUCTILE IRON
16	NAME PLATE	STAINLESS STEEL
19	GASKET	PTFE
30	BALL SEAT	HYPATITE PTFE
35	CAP BOLT	A193 Gr. B8
36	GLAND BOLT	A193 Gr. B8
40	KEY LOCK PLATE	STAINLESS STEEL
47	THRUST WASHER	25% CARBON FILLED PTFE (1)
48	SNAP RING	STAINLESS STEEL
49	STOPPER	STAINLESS STEEL
123	HANDLE BOLT	STAINLESS STEEL
124	SPRING & PIN	A313 & A276 TYPE316
126	STOPPER PIN	STAINLESS STEEL

NOTE

(1) All valves have an anti-static thrust washer insuring positive conductivity between body and stem.



DIMENSIONS

Unit : inch

Nominal Size	Mounting Dimensions for Actuator																
	d	H	D1	L	d1	P	A	B	C	E	F	K	G	J	h	M	ISO 5211 Flange Type
2	1.97	5.98	9.06	5.98	2.41	0.63	3.15	1.34	0.67	0.67	2.17	0.87	2.76	5/16-18UNC	0.59	0.67	F07