

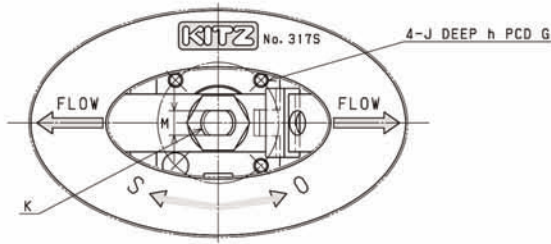


KITZ Corporation Of America
800-772-0073 • www.KITZ.com

SOCKET WELD CARBON STEEL BALL VALVE
Three Piece • Regular Port • Stainless Steel Trim • Hypatite Seats
ISO 5211 Mounting Pad (KITZ Standard Mounting Pad on 1/2")
Locking Oval Handle • Encapsulated Body Bolts • 1500 WOG • NACE

Steel Ball Valves

**AWSC3THZM-O
CODE NO. 317S-LOH**

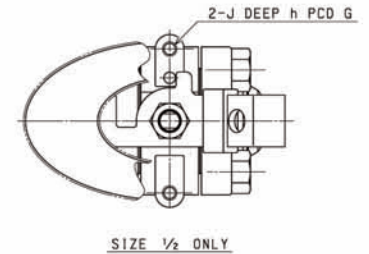
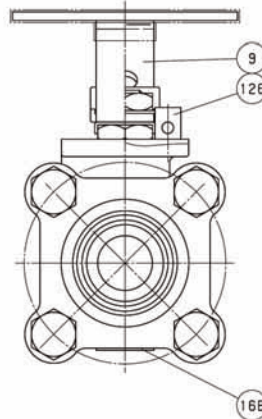
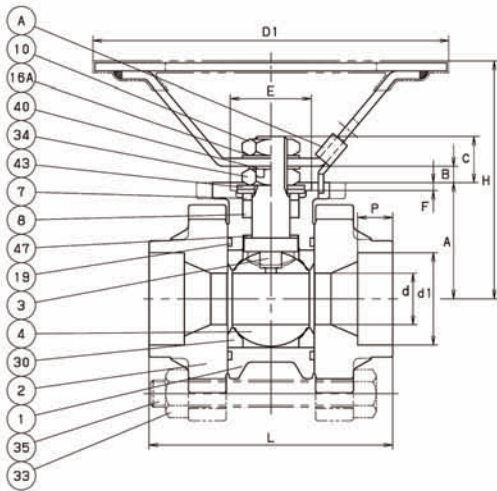


MATERIAL LIST

No.	Name of Parts	Materials
1	BODY	A216 Gr. WCB
2	CAP	A216 Gr. WCB
3	STEM	A276 TYPE 316
4	BALL	A276 TYPE 316 or A351 Gr. CF8M
7	GLAND	A276 TYPE 316
8	GLAND PACKING	PTFE
9	HANDLE	A276 TYPE 430 (1)
10	HANDLE NUT	A194 Gr. 8
16A	WASHER	STAINLESS STEEL
16B	NAME PLATE	STAINLESS STEEL
19	GASKET	PTFE
30	BALL SEAT	HYPATITE PTFE
34	GLAND NUT	A194 Gr. 8
35	CAP BOLT	A193 Gr. B8
40	LOCK PLATE	STAINLESS STEEL
43	CONED DISC SPRING	STAINLESS STEEL
47	THRUST WASHER	25% CARBON FILLED PTFE (2)
126	STOPPER PIN	A276 TYPE 304
A	LATCH LOCK	STAINLESS STEEL

NOTE

- (1) Plastic covering.
- (2) All valves have an anti-static thrust washer insuring positive conductivity between body and stem.



DIMENSIONS

Unit : mm

Nominal Size	Welding End					Mounting Dimensions for Actuator													
	d	H	D1	L	d1	P	A	B	C	E	F	G	J	h	K	M	ISO 5211 Flange Type		
1/2	14	78	130	71	22	10	35	4	14	25	3	36	1/4-20UNC	5	M10	6	F03		
3/4	19	87	130	90	27	13	43	5	17	30	3	42	1/4-20UNC	8	M12	9	F04		
1	24	82	150	103	34	13	44	13	28	30	3	42	1/4-20UNC	8	M14	10	F04		

Unit : inch

Nominal Size	Welding End					Mounting Dimensions for Actuator													
	d	H	D1	L	d1	P	A	B	C	E	F	G	J	h	K	M	ISO 5211 Flange Type		
1/2	0.39	2.48	3.94	2.48	0.86	0.38	1.043	0.079	0.413	—	—	1.969	1/4-20UNC	0.275	M8	0.197	—		
3/4	0.55	3.07	5.12	2.76	1.07	0.50	1.378	0.169	0.559	0.984	0.118	1.417	1/4-20UNC	0.197	M10	0.236	F03		
1	0.75	3.43	5.12	3.50	1.33	0.50	1.693	0.197	0.669	1.181	0.118	1.654	1/4-20UNC	0.315	M12	0.335	F04		

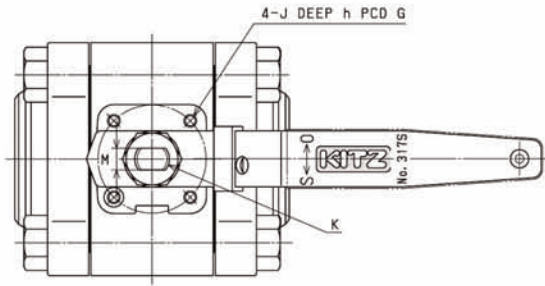


KITZ Corporation Of America
800-772-0073 • www.KITZ.com

SOCKET WELD CARBON STEEL BALL VALVE
Three Piece • Regular Port • Stainless Steel Trim • Hypatite Seats
ISO 5211 Mounting Pad (KITZ Standard Mounting Pad on 1/2")
Locking Lever Handle • Encapsulated Body Bolts • 1500 WOG • NACE

Steel Ball Valves

**AWSC3THZM
CODE NO. 317S**

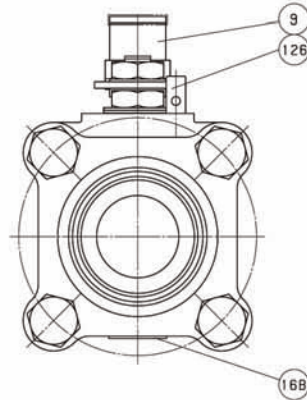
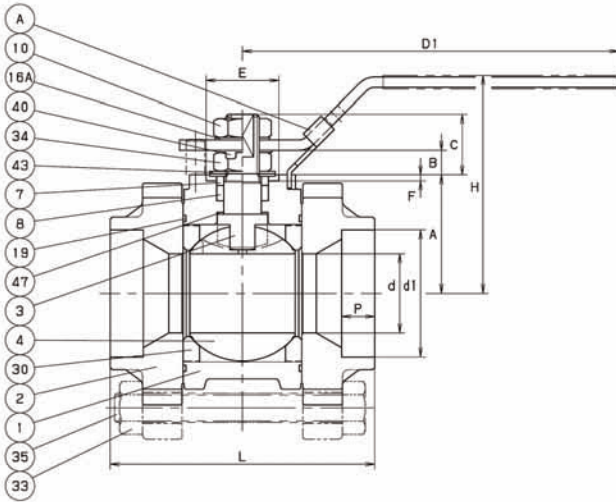


MATERIAL LIST

No.	Name of Parts	Materials
1	BODY	A216 Gr. WCB
2	CAP	A216 Gr. WCB
3	STEM	A276 TYPE 316
4	BALL	A276 TYPE 316 or A351 Gr. CF8M
7	GLAND	A276 TYPE 316
8	GLAND PACKING	PTFE
9	HANDLE	A276 TYPE 430 (1)
10	HANDLE NUT	A194 Gr. 8
16A	WASHER	STAINLESS STEEL
16B	NAME PLATE	STAINLESS STEEL
19	GASKET	PTFE
30	BALL SEAT	HYPATITE PTFE
34	GLAND NUT	A194 Gr. 8
35	CAP BOLT	A193 Gr. 8B
40	LOCK PLATE	STAINLESS STEEL
43	CONED DISC SPRING	STAINLESS STEEL
47	THRUST WASHER	25% CARBON FILLED PTFE (2)
126	STOPPER PIN	A276 TYPE 304
A	LATCH LOCK	STAINLESS STEEL

NOTE

- (1) Plastic covering.
- (2) All valves have an anti-static thrust washer insuring positive conductivity between body and stem.



DIMENSIONS

Unit : mm

Nominal Size					Welding End		Mounting Dimensions for Actuator													ISO 5211 Flange Type
	d	H	D1	L	d1	P	A	B	C	E	F	G	J	h	K	M				
1 1/4	24	82	150	103	43	13	44	13	28	30	3	42	1/4-20UNC	8	M14	10	F04			
1 1/2	30	88	150	110	49	13	50	13	27	30	3	42	1/4-20UNC	8	M14	10	F04			
2	38	104	180	127	61	16	57	12	29	35	3	50	1/4-20UNC	10	M16	10	F05			

Unit : inch

Nominal Size					Welding End		Mounting Dimensions for Actuator													ISO 5211 Flange Type
	d	H	D1	L	d1	P	A	B	C	E	F	G	J	h	K	M				
1 1/4	0.94	3.23	5.91	4.06	1.68	0.50	1.732	0.531	1.083	1.181	0.118	1.654	1/4-20UNC	0.315	M14	0.394	F04			
1 1/2	1.18	3.46	5.91	4.33	1.92	0.50	1.949	0.531	1.071	1.181	0.118	1.654	1/4-20UNC	0.315	M14	0.394	F04			
2	1.50	4.09	7.09	5.00	2.41	0.63	2.244	0.461	1.142	1.378	0.118	1.969	1/4-20UNC	0.394	M16	0.394	F05			